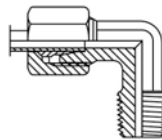
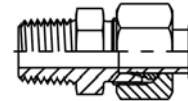
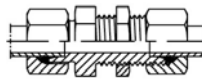
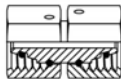
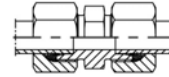
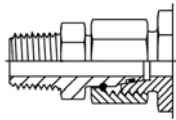
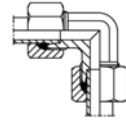
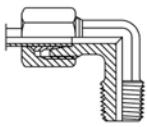


# HYDRAULIC TUBE FITTINGS

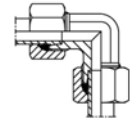
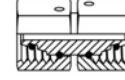
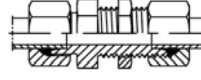
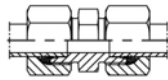


# EO METRIC TUBE FITTINGS

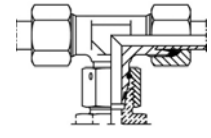
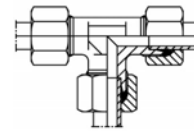
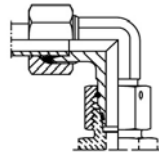
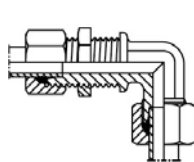


**METRIC CONE SEAT / CONE SEAT EQUAL**

**WILL INTERCHANGE WITH METRIC HOSE FITTINGS**



END 1		END 2		M/M STRAIGHT UNION	M/M BULKHEAD UNION	FEMALE / FEMALE	M/M ELBOW 90DEG
TUBE	THREAD	TUBE	THREAD	Part No.	Part No.	Part No.	Part No.
6L	M12 X 1.5	6L	M12 X 1.5	X-G06LA3C	X-SV06LA3C	X-GZ06LA3C	X-W06LA3C
8L	M14 X 1.5	8L	M14 X 1.5	X-G08LA3C	X-SV08LA3C	X-GZ08LA3C	X-W08LA3C
10L	M16 X 1.5	10L	M16 X 1.5	X-G10LA3C	X-SV10LA3C	X-GZ10LA3C	X-W10LA3C
12L	M18 X 1.5	12L	M18 X 1.5	X-G12LA3C	X-SV12LA3C	X-GZ12LA3C	X-W12LA3C
15L	M22 X 1.5	15L	M22 X 1.5	X-G15LA3C	X-SV15LA3C	X-GZ15LA3C	X-W15LA3C
18L	M26 X 1.5	18L	M26 X 1.5	X-G18LA3C	X-SV18LA3C	X-GZ18LA3C	X-W18LA3C
22L	M30 X 2	22L	M30 X 2	X-G22LA3C	X-SV22LA3C	X-GZ22LA3C	X-W22LA3C
28L	M36 X 2	28L	M36 X 2	X-G28LA3C	X-SV28LA3C	X-GZ28LA3C	X-W28LA3C
35L	M45 X 2	35L	M45 X 2	X-G35LA3C	X-SV35LA3C	X-GZ35LA3C	X-W35LA3C
42L	M52 X 2	42L	M52 X 2	X-G42LA3C	X-SV42LA3C	X-GZ42LA3C	X-W42LA3C
6S	M14 X 1.5	6S	M14 X 1.5	X-G06SA3C	X-SV06SA3C	X-GZ06SA3C	X-W06SA3C
8S	M16 X 1.5	8S	M16 X 1.5	X-G08SA3C	X-SV08SA3C	X-GZ08SA3C	X-W08SA3C
10S	M18 X 1.5	10S	M18 X 1.5	X-G10SA3C	X-SV10SA3C	X-GZ10SA3C	X-W10SA3C
12S	M20 X 1.5	12S	M20 X 1.5	X-G12SA3C	X-SV12SA3C	X-GZ12SA3C	X-W12SA3C
14S	M22 X 1.5	14S	M22 X 1.5	X-G14SA3C	X-SV14SA3C	X-GZ14SA3C	X-W14SA3C
16S	M24 X 1.5	16S	M24 X 1.5	X-G16SA3C	X-SV16SA3C	X-GZ16SA3C	X-W16SA3C
20S	M30 X 2	20S	M30 X 2	X-G20SA3C	X-SV20SA3C	X-GZ20SA3C	X-W20SA3C
25S	M36 X 2	25S	M36 X 2	X-G25SA3C	X-SV25SA3C	X-GZ25SA3C	X-W25SA3C
30S	M42 X 2	30S	M42 X 2	X-G30SA3C	X-SV30SA3C	X-GZ30SA3C	X-W30SA3C
38S	M52 X 2	38S	M52 X 2	X-G38SA3C	X-SV38SA3C	X-GZ38SA3C	X-W38SA3C



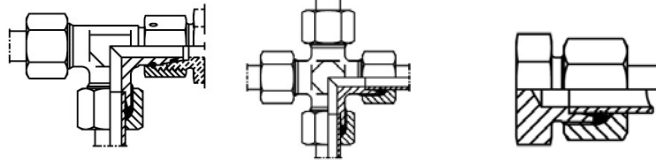
END 1		END 2		M/M BULKHEAD ELBOW 90DEG	M/F ELBOW 90DEG	TEE M/M/M	BRANCH TEE M/F/M
TUBE	THREAD	TUBE	THREAD	Part No.	Part No.	Part No.	Part No.
6L	M12 X 1.5	6L	M12 X 1.5	X-WSV06LA3C	X-EW06LA3C	X-T06LA3C	X-ET06LA3C
8L	M14 X 1.5	8L	M14 X 1.5	X-WSV08LA3C	X-EW08LA3C	X-T08LA3C	X-ET08LA3C
10L	M16 X 1.5	10L	M16 X 1.5	X-WSV10LA3C	X-EW10LA3C	X-T10LA3C	X-ET10LA3C
12L	M18 X 1.5	12L	M18 X 1.5	X-WSV12LA3C	X-EW12LA3C	X-T12LA3C	X-ET12LA3C
15L	M22 X 1.5	15L	M22 X 1.5	X-WSV15LA3C	X-EW15LA3C	X-T15LA3C	X-ET15LA3C
18L	M26 X 1.5	18L	M26 X 1.5	X-WSV18LA3C	X-EW18LA3C	X-T18LA3C	X-ET18LA3C
22L	M30 X 2	22L	M30 X 2	X-WSV22LA3C	X-EW22LA3C	X-T22LA3C	X-ET22LA3C
28L	M36 X 2	28L	M36 X 2	X-WSV28LA3C	X-EW28LA3C	X-T28LA3C	X-ET28LA3C
35L	M45 X 2	35L	M45 X 2	X-WSV35LA3C	X-EW35LA3C	X-T35LA3C	X-ET35LA3C
42L	M52 X 2	42L	M52 X 2	X-WSV42LA3C	X-EW42LA3C	X-T42LA3C	X-ET42LA3C
6S	M14 X 1.5	6S	M14 X 1.5	X-WSV06SA3C	X-EW06SA3C	X-T06SA3C	X-ET06SA3C
8S	M16 X 1.5	8S	M16 X 1.5	X-WSV08SA3C	X-EW08SA3C	X-T08SA3C	X-ET08SA3C
10S	M18 X 1.5	10S	M18 X 1.5	X-WSV10SA3C	X-EW10SA3C	X-T10SA3C	X-ET10SA3C
12S	M20 X 1.5	12S	M20 X 1.5	X-WSV12SA3C	X-EW12SA3C	X-T12SA3C	X-ET12SA3C
14S	M22 X 1.5	14S	M22 X 1.5	X-WSV14SA3C	X-EW14SA3C	X-T14SA3C	X-ET14SA3C
16S	M24 X 1.5	16S	M24 X 1.5	X-WSV16SA3C	X-EW16SA3C	X-T16SA3C	X-ET16SA3C
20S	M30 X 2	20S	M30 X 2	X-WSV20SA3C	X-EW20SA3C	X-T20SA3C	X-ET20SA3C
25S	M36 X 2	25S	M36 X 2	X-WSV25SA3C	X-EW25SA3C	X-T25SA3C	X-ET25SA3C
30S	M42 X 2	30S	M42 X 2	X-WSV30SA3C	X-EW30SA3C	X-T30SA3C	X-ET30SA3C
38S	M52 X 2	38S	M52 X 2	X-WSV38SA3C	X-EW38SA3C	X-T38SA3C	X-ET38SA3C

# EO METRIC TUBE FITTINGS



**METRIC CONE SEAT / CONE SEAT  
EQUAL**

*WILL INTERCHANGE WITH METRIC HOSE FITTINGS*



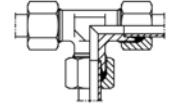
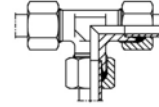
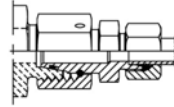
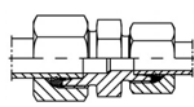
END 1		END 2		RUN TEE M/M/F	CROSS M/M/M/M	PLUG
TUBE	THREAD	TUBE	THREAD	Part No.	Part No.	Part No.
6L	M12 X 1.5	6L	M12 X 1.5	X-EL06LA3C	X-K06LA3C	X-ROV06LA3C
8L	M14 X 1.5	8L	M14 X 1.5	X-EL08LA3C	X-K08LA3C	X-ROV08LA3C
10L	M16 X 1.5	10L	M16 X 1.5	X-EL10LA3C	X-K10LA3C	X-ROV10LA3C
12L	M18 X 1.5	12L	M18 X 1.5	X-EL12LA3C	X-K12LA3C	X-ROV12LA3C
15L	M22 X 1.5	15L	M22 X 1.5	X-EL15LA3C	X-K15LA3C	X-ROV15LA3C
18L	M26 X 1.5	18L	M26 X 1.5	X-EL18LA3C	X-K18LA3C	X-ROV18LA3C
22L	M30 X 2	22L	M30 X 2	X-EL22LA3C	X-K22LA3C	X-ROV22LA3C
28L	M36 X 2	28L	M36 X 2	X-EL28LA3C	X-K28LA3C	X-ROV28LA3C
35L	M45 X 2	35L	M45 X 2	X-EL35LA3C	X-K35LA3C	X-ROV35LA3C
42L	M52 X 2	42L	M52 X 2	X-EL42LA3C	X-K42LA3C	X-ROV42LA3C
6S	M14 X 1.5	6S	M14 X 1.5	X-EL06SA3C	X-K06SA3C	X-ROV06SA3C
8S	M16 X 1.5	8S	M16 X 1.5	X-EL08SA3C	X-K08SA3C	X-ROV08SA3C
10S	M18 X 1.5	10S	M18 X 1.5	X-EL10SA3C	X-K10SA3C	X-ROV10SA3C
12S	M20 X 1.5	12S	M20 X 1.5	X-EL12SA3C	X-K12SA3C	X-ROV12SA3C
14S	M22 X 1.5	14S	M22 X 1.5	X-EL14SA3C	X-K14SA3C	X-ROV14SA3C
16S	M24 X 1.5	16S	M24 X 1.5	X-EL16SA3C	X-K16SA3C	X-ROV16SA3C
20S	M30 X 2	20S	M30 X 2	X-EL20SA3C	X-K20SA3C	X-ROV20SA3C
25S	M36 X 2	25S	M36 X 2	X-EL25SA3C	X-K25SA3C	X-ROV25SA3C
30S	M42 X 2	30S	M42 X 2	X-EL30SA3C	X-K30SA3C	X-ROV30SA3C
38S	M52 X 2	38S	M52 X 2	X-EL38SA3C	X-K38SA3C	X-ROV38SA3C

# EO METRIC TUBE FITTINGS



**METRIC CONE SEAT / CONE SEAT  
JUMP SIZE FITTINGS**

WILL INTERCHANGE WITH METRIC HOSE FITTINGS



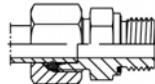
END 1		END 2		JUMP SIZE UNION M/M	FEMALE / TUBE REDUCER	JUMP SIZE BRANCH TEE	JUMP SIZE MALE RUN TEE
TUBE	THREAD	TUBE	THREAD	Part No.	Part No	Part No.	Part No.
6L	M12 X 1.5	8L	M14 X 1.5			X-TR06/08/06LA3C	
6L	M12 X 1.5	10L	M16 X 1.5			X-TR06/10/06LA3C	
8L	M14 X 1.5	6L	M12 X 1.5	X-GR08/06LA3C	X-RED08/06LA3C	X-TR08/06/08LA3C	
8L	M14 X 1.5	8L	M14 X 1.5			X-TR08/10/08LA3C	
10L	M16 X 1.5	6L	M12 X 1.5	X-GR10/06LA3C	X-RED10/06LA3C	X-TR10/06/10LA3C	
10L	M16 X 1.5	8L	M14 X 1.5	X-GR10/08LA3C	X-RED10/08LA3C	X-TR10/08/10LA3C	
12L	M18 X 1.5	6L	M12 X 1.5	X-GR12/06LA3C	X-RED12/06LA3C	X-TR12/06/12LA3C	
12L	M18 X 1.5	8L	M14 X 1.5	X-GR12/08LA3C	X-RED12/08LA3C	X-TR12/08/12LA3C	
12L	M18 X 1.5	10L	M16 X 1.5	X-GR12/10LA3C	X-RED12/10LA3C	X-TR12/10/12LA3C	X-TR12/10/10LA3C
12L	M18 X 1.5	15L	M22 X 1.5			X-TR12/15/12LA3C	
12L	M18 X 1.5	18L	M26 X 1.5			X-TR12/18/12LA3C	
15L	M22 X 1.5	10L	M16 X 1.5	X-GR15/10LA3C	X-RED15/10LA3C	X-TR15/10/15LA3C	
15L	M22 X 1.5	12L	M18 X 1.5	X-GR15/12LA3C	X-RED15/12LA3C	X-TR15/12/15LA3C	X-TR15/12/12LA3C
18L	M26 X 1.5	10L	M16 X 1.5	X-GR18/10LA3C	X-RED18/10LA3C	X-TR18/10/18LA3C	
18L	M26 X 1.5	12L	M18 X 1.5	X-GR18/12LA3C	X-RED18/12LA3C	X-TR18/12/18LA3C	
18L	M26 X 1.5	15L	M22 X 1.5	X-GR18/15LA3C	X-RED18/15LA3C		
22L	M30 X 2	10L	M16 X 1.5		X-RED22/10LA3C	X-TR22/10/22LA3C	
22L	M30 X 2	12L	M18 X 1.5		X-RED22/12LA3C	X-TR22/12/22LA3C	
22L	M30 X 2	15L	M22 X 1.5	X-GR22/15LA3C	X-RED22/15LA3C	X-TR22/15/22LA3C	
22L	M30 X 2	18L	M26 X 1.5	X-GR22/18LA3C	X-RED22/18LA3C	X-TR22/18/22LA3C	X-TR22/18/18LA3C
28L	M36 X 2	15L	M22 X 1.5		X-RED28/15LA3C	X-TR28/15/28LA3C	
28L	M36 X 2	18L	M26 X 1.5	X-GR28/18LA3C	X-RED28/18LA3C	X-TR28/18/28LA3C	
28L	M36 X 2	22L	M30 X 2	X-GR28/22LA3C	X-RED28/22LA3C	X-TR28/22/28LA3C	
35L	M45 X 2	22L	M30 X 2	X-GR35/22LA3C	X-RED35/22LA3C		
35L	M45 X 2	28L	M36 X 2	X-GR35/28LA3C	X-RED35/28LA3C		
42L	M52 X 2	35L	M45 X 2	X-GR42/35LA3C	X-RED42/35LA3C		
10S	M18 X 1.5	6S	M14 X 1.5	X-GR10/06SA3C	X-RED10/06SA3C		
10S	M18 X 1.5	8S	M16 X 1.5	X-GR10/08SA3C	X-RED10/08SA3C		
12S	M20 X 1.5	6S	M14 X 1.5	X-GR12/06SA3C	X-RED12/06SA3C		
12S	M20 X 1.5	8S	M16 X 1.5	X-GR12/08SA3C	X-RED12/08SA3C		
12S	M20 X 1.5	10S	M18 X 1.5	X-GR12/10SA3C	X-RED12/10SA3C		
14S	M22 X 1.5	10S	M18 X 1.5	X-GR14/10SA3C	X-RED14/10SA3C		
14S	M22 X 1.5	12S	M20 X 1.5	X-GR14/12SA3C	X-RED14/12SA3C		
16S	M24 X 1.5	10S	M18 X 1.5	X-GR16/10SA3C	X-RED16/10SA3C	X-TR16/10/16SA3C	
16S	M24 X 1.5	12S	M20 X 1.5	X-GR16/12SA3C	X-RED16/12SA3C	X-TR16/12/16SA3C	
16S	M24 X 1.5	14S	M22 X 1.5	X-GR16/14SA3C	X-RED16/14SA3C		
20S	M30 X 2	10S	M18 X 1.5	X-GR20/10SA3C	X-RED20/10SA3C		
20S	M30 X 2	12S	M20 X 1.5	X-GR20/12SA3C	X-RED20/12SA3C	X-TR20/12/20SA3C	
20S	M30 X 2	16S	M24 X 1.5	X-GR20/16SA3C	X-RED20/16SA3C		
25S	M36 X 2	16S	M24 X 1.5	X-GR25/16SA3C	X-RED25/16SA3C		
25S	M36 X 2	20S	M30 X 2	X-GR25/20SA3C	X-RED25/20SA3C		
30S	M42 X 2	20S	M30 X 2	X-GR30/20SA3C	X-RED30/20SA3C		
30S	M42 X 2	25S	M36 X 2	X-GR30/25SA3C	X-RED30/25SA3C		
38S	M52 X 2	30S	M42 X 2	X-GR38/30SA3C	X-RED38/30SA3C		

# EO METRIC TUBE FITTINGS

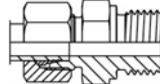


***WILL INTERCHANGE WITH METRIC HOSE FITTINGS***

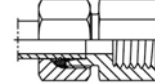
**METRIC TUBE CONE SEAT / METRIC PORT**



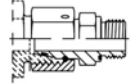
MALE CONNECTOR  
EOLASTIC SEAL



MALE CONNECTOR  
CUTTING FACE

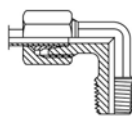


TUBE X FIXED FEMALE CON-  
NECTOR

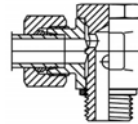


S/W FEM X METRIC MALE  
EO SEAL

END 1		END 2		Part No.	Part No.	Part No.	Part No.
TUBE	THREAD	TUBE	THREAD				
6L	M12 X 1.5		M10 X 1	X-GE06LMEDA3C	X-GE06LMA3C	X-GAI06LMA3C	X-EGE06LMEDA3C
6L	M12 X 1.5		M14 X 1.5		X-GE06LM14X1.5A3C		
8L	M14 X 1.5		M12 X 1.5	X-GE08LMEDA3C	X-GE08LMA3C	X-GAI08LMA3C	X-EGE08LMEDA3C
10L	M16 X 1.5		M14 X 1.5	X-GE10LMEDA3C	X-GE10LMA3C	X-GAI10LMA3C	X-EGE10LMEDA3C
10L	M16 X 1.5		M16 X 1.5		X-GE10LM16X1.5A3C		
10L	M16 X 1.5		M18 X 1.5		X-GE10LM18X1.5A3C		
10L	M16 X 1.5		M22 X 1.5		X-GE10LM22X1.5A3C		
12L	M18 X 1.5		M14 X 1.5		X-GE12LM14X1.5A3C		
12L	M18 X 1.5		M16 X 1.5	X-GE12LMEDA3C	X-GE12LMA3C	X-GAI12LMA3C	X-EGE12LMEDA3C
12L	M18 X 1.5		M18 X 1.5		X-GE12LM18X1.5A3C		
12L	M18 X 1.5		M22 X 1.5		X-GE12LM22X1.5A3C		
15L	M18 X 1.5		M16 X 1.5		X-GE15LM16X1.5A3C		
15L	M22 X 1.5		M18 X 1.5	X-GE15LMEDA3C	X-GE15LMA3C	X-GAI15LMA3C	X-EGE15LMEDA3C
15L	M18 X 1.5		M22 X 1.5		X-GE15LM22X1.5A3C		
18L	M26 X 1.5		M18 X 1.5		X-GE18LM18X1.5A3C		
18L	M26 X 1.5		M22 X 1.5	X-GE18LMEDA3C		X-GAI18LMA3C	X-EGE18LMEDA3C
22L	M30 X 2		M22 X 1.5		X-GE22LM22X1.5A3C	X-GAI22LMA3C	
22L	M30 X 2		M26 X 1.5	X-GE22LMEDA3C	X-GE22LMA3C		X-EGE22LMEDA3C
28L	M36 X 2		M33 X 2	X-GE28LMEDA3C	X-GE28LMA3C		X-EGE28LMEDA3C
35L	M45 X 2		M42 X 2	X-GE35LMEDA3C	X-GE35LMA3C		X-EGE35LMEDA3C
42L	M52 X 2		M48 X 2	X-GE42LMEDA3C	X-GE42LMA3C		X-EGE42LMEDA3C
6S	M14 X 1.5		M12 X 1.5	X-GE06SMEDA3C	X-GE06SMA3C	X-GAI06SMA3C	X-EGE06SMEDA3C
8S	M16 X 1.5		M14 X 1.5	X-GE08SMEDA3C	X-GE08SMA3C	X-GAI08SMA3C	X-EGE08SMEDA3C
10S	M18 X 1.5		M16 X 1.5	X-GE10SMEDA3C	X-GE10SMA3C	X-GAI10SMA3C	X-EGE10SMEDA3C
12S	M20 X 1.5		M18 X 1.5	X-GE12SMEDA3C	X-GE12SMA3C	X-GAI12SMA3C	X-EGE12SMEDA3C
12S	M20 X 1.5		M22 X 1.5		X-GE12SM22X1.5A3C		
14S	M22 X 1.5		M20 X 1.5	X-GE14SMEDA3C	X-GE14SMA3C	X-GAI14SMA3C	X-EGE14SMEDA3C
16S	M24 X 1.5		M18 X 1.5		X-GE16SM18X1.5A3C		
16S	M24 X 1.5		M22 X 1.5	X-GE16SMEDA3C	X-GE16SMA3C	X-GAI16SMA3C	X-EGE16SMEDA3C
20S	M30 X 2		M27 X 2	X-GE20SMEDA3C	X-GE20SMA3C	X-GAI20SMA3C	X-EGE20SMEDA3C
25S	M36 X 2		M33 X 2	X-GE25SMEDA3C	X-GE25SMA3C		X-EGE25SMEDA3C
30S	M42 X 2		M42 X 2	X-GE30SMEDA3C	X-GE30SMA3C		X-EGE30SMEDA3C
38S	M52 X 2		M48 X 2	X-GE38SMEDA3C	X-GE38SMA3C		X-EGE38SMEDA3C



MALE ELBOW TUBE X  
METRIC TAPER



POSITIONAL BANJO ELBOW  
MALE X METRIC PARALLEL

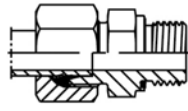
END 1		END 2		Part No.	Part No.
TUBE	THREAD	TUBE	THREAD		
6L	M12 X 1.5		M10 X 1	X-WE06LMA3C	X-SWVE06LMA3C
8L	M14 X 1.5		M12 X 1.5	X-WE08LMA3C	X-SWVE08LMA3C
10L	M16 X 1.5		M14 X 1.5	X-WE10LMA3C	X-SWVE10LMA3C
12L	M18 X 1.5		M16 X 1.5	X-WE12LMA3C	X-SWVE12LMA3C
15L	M22 X 1.5		M18 X 1.5	X-WE15LMA3C	X-SWVE15LMA3C
18L	M26 X 1.5		M22 X 1.5	X-WE18LMA3C	X-SWVE18LMA3C
6S	M14 X 1.5		M12 X 1.5	X-WE06SMA3C	X-SWVE06SMA3C
8S	M16 X 1.5		M14 X 1.5	X-WE08SMA3C	X-SWVE08SMA3C
10S	M18 X 1.5		M16 X 1.5	X-WE10SMA3C	X-SWVE10SMA3C
12S	M20 X 1.5		M18 X 1.5	X-WE12SMA3C	X-SWVE12SMA3C
14S	M22 X 1.5		M20 X 1.5	X-WE14SMA3C	X-SWVE14SMA3C
16S	M24 X 1.5		M22 X 1.5	X-WE16SMA3C	X-SWVE16SMA3C

# EO METRIC TUBE FITTINGS

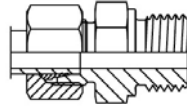


## METRIC CONE SEAT / BSP

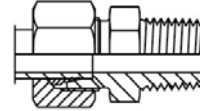
WILL INTERCHANGE WITH METRIC HOSE FITTINGS



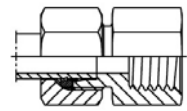
MALE CONNECTOR  
X BSSP EO SEAL



MALE CONNECTOR X BSSP  
CUTTING FACE



MALE CONNECTOR X BSPT  
TAPER



FEMALE X FIXED FEMALE  
BSPP

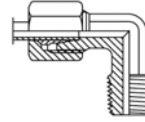
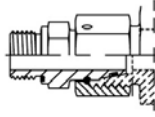
END 1		END 2					
TUBE	THREAD	THREAD	Part No.	Part No.	Part No.	Part No.	Part No.
6L	M12 X 1.5	1/8"	X-GE06LREDA3C	X-GE06LRA3C	X-GE06LR1/8KEGA3C	X-GAI06LRA3C	
6L	M12 X 1.5	1/4"	X-GE06LR1/4EDA3C	X-GE06LR1/4A3C	X-GE06LR1/4KEGA3C		
6L	M12 X 1.5	3/8"	X-GE06LR3/8EDA3C	X-GE06LR3/8A3C			
6L	M12 X 1.5	1/2"	X-GE06LR1/2EDA3C	X-GE06LR1/2A3C			
8L	M14 X 1.5	1/8"	X-GE08LR1/8EDA3C	X-GE08LR1/8A3C			
8L	M14 X 1.5	1/4"	X-GE08LREDA3C	X-GE08LRA3C	X-GE08LR1/4KEGA3C	X-GAI08LRA3C	
8L	M14 X 1.5	3/8"	X-GE08LR3/8EDA3C	X-GE08LR3/8A3C			
8L	M14 X 1.5	1/2"	X-GE08LR1/2EDA3C	X-GE08LR1/2A3C			
10L	M16 X 1.5	1/8"	X-GE10LR1/8EDA3C	X-GE10LR1/8A3C			
10L	M16 X 1.5	1/4"	X-GE10LREDA3C	X-GE10LRA3C	X-GE10LR1/4KEGA3C	X-GAI10LRA3C	
10L	M16 X 1.5	3/8"	X-GE10LR3/8EDA3C	X-GE10LR3/8A3C			
10L	M16 X 1.5	1/2"	X-GE10LR1/2EDA3C	X-GE10LR1/2A3C			
12L	M18 X 1.5	1/4"	X-GE12LR1/4EDA3C	X-GE12LR1/4A3C	X-GE12LR1/4KEGA3C		
12L	M18 X 1.5	3/8"	X-GE12LREDA3C	X-GE12LRA3C	X-GE12LR3/8KEGA3C	X-GAI12LRA3C	
12L	M18 X 1.5	1/2"	X-GE12LR1/2EDA3C	X-GE12LR1/2A3C	X-GE12LR1/2KEGA3C		
12L	M18 X 1.5	3/4"		X-GE12LR3/4A3C			
15L	M22 X 1.5	3/8"	X-GE15LR3/8EDA3C	X-GE15LR3/8A3C	X-GE15LR3/8KEGA3C		
15L	M22 X 1.5	1/2"	X-GE15LREDA3C	X-GE15LRA3C	X-GE15LR1/2KEGA3C	X-GAI15LRA3C	
15L	M22 X 1.5	3/4"	X-GE15LR3/4EDA3C	X-GE15LR3/4A3C			
18L	M26 X 1.5	3/8"	X-GE18LR3/8EDA3C	X-GE18LR3/8A3C			
18L	M26 X 1.5	1/2"	X-GE18LREDA3C	X-GE18LRA3C	X-GE18LR1/2KEGA3C	X-GAI18LRA3C	
18L	M26 X 1.5	3/4"	X-GE18LR3/4EDA3C	X-GE18LR3/4A3C			
22L	M30 X 2	1/2"	X-GE22LR1/2EDA3C	X-GE22LR1/2A3C			
22L	M30 X 2	3/4"	X-GE22LREDA3C	X-GE22LRA3C	X-GE22LR3/4KEGA3C	X-GAI22LRA3C	
22L	M30 X 2	1"	X-GE22LR1EDA3C	X-GE22LR1A3C			
28L	M36 X 2	3/4"	X-GE28LR3/4EDA3C	X-GE28LR3/4A3C			
28L	M36 X 2	1"	X-GE28LREDA3C	X-GE28LRA3C		X-GAI28LRA3C	
35L	M36 X 2	1"	X-GE35LR1EDA3C	X-GE35LR1A3C			
35L	M45 X 2	1 1/4"	X-GE35LREDA3C	X-GE35LRA3C		X-GAI35LRA3C	
42L	M52 X 2	1 1/2"	X-GE42LREDA3C	X-GE42LRA3C		X-GAI42LRA3C	
6S	M14 X 1.5	1/4"	X-GE06SREDA3C	X-GE06SRA3C		X-GAI06SRA3C	
6S	M14 X 1.5	1/2"	X-GE06SR1/2EDA3C	X-GE06SR1/2A3C			
8S	M16 X 1.5	1/4"	X-GE08SREDA3C	X-GE08SRA3C		X-GAI08SRA3C	
8S	M16 X 1.5	3/8"	X-GE08SR3/8EDA3C	X-GE08SR3/8A3C			
10S	M18 X 1.5	1/4"	X-GE10SR1/4EDA3C	X-GE10SR1/4A3C			
10S	M18 X 1.5	3/8"	X-GE10SREDA3C	X-GE10SRA3C		X-GAI10SRA3C	
10S	M18 X 1.5	1/2"	X-GE10SR1/2EDA3C	X-GE10SR1/2A3C			
12S	M20 X 1.5	1/4"	X-GE12SR1/4EDA3C	X-GE12SR1/4A3C			
12S	M20 X 1.5	3/8"	X-GE12SREDA3C	X-GE12SRA3C		X-GAI12SRA3C	
12S	M20 X 1.5	1/2"	X-GE12SR1/2EDA3C	X-GE12SR1/2A3C			
14S	M22 X 1.5	3/8"	X-GE14SR3/8EDA3C	X-GE14SR3/8A3C			
14S	M22 X 1.5	1/2"	X-GE14SREDA3C	X-GE14SRA3C		X-GAI14SRA3C	
16S	M24 X 1.5	3/8"	X-GE16SR3/8EDA3C	X-GE16SR3/8A3C			
16S	M24 X 1.5	1/2"	X-GE16SREDA3C	X-GE16SRA3C		X-GAI16SRA3C	
16S	M24 X 1.5	3/4"	X-GE16SR3/4EDA3C	X-GE16SR3/4A3C			
20S	M30 X 2	1/2"	X-GE20SR1/2EDA3C	X-GE20SR1/2A3C			
20S	M30 X 2	3/4"	X-GE20SREDA3C	X-GE20SRA3C		X-GAI20SRA3C	
20S	M30 X 2	1"	X-GE20SR1EDA3C				
25S	M36 X 2	1/2"	X-GE25SR1/2EDA3C				
25S	M36 X 2	3/4"	X-GE25SR3/4EDA3C	X-GE25SR3/4A3C			
25S	M36 X 2	1"	X-GE25SREDA3C	X-GE25SRA3C		X-GAI25SRA3C	
30S	M42 X 2	1"	X-GE30SR1EDA3C	X-GE30SR1A3C			
30S	M42 X 2	1 1/4"	X-GE30SREDA3C	X-GE30SRA3C		X-GAI30SRA3C	
38S	M52 X 2	1 1/4"	X-GE38SR11/4EDA3C	X-GE38SR11/4A3C			
38S	M52 X 2	1 1/2"	X-GE38SREDA3C	X-GE38SRA3C		X-GAI38SRA3C	

# EO METRIC TUBE FITTINGS



## METRIC CONE SEAT / BSP

WILL INTERCHANGE WITH METRIC HOSE FITTINGS

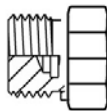


FEMALE S/W NUT X BSPP  
MALE EO SEAL

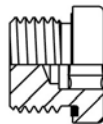
MALE ELBOW  
X MALE BSPT TAPER

END 1		END 2		
TUBE	THREAD	THREAD	Part No.	Part No.
6L	M12 X 1.5	1/8"	X-EGE06LREDA3C	X-WE06LRA3C
8L	M14 X 1.5	1/4"	X-EGE08LREDA3C	X-WE08LRA3C
10L	M16 X 1.5	1/4"	X-EGE10LREDA3C	X-WE10LRA3C
12L	M18 X 1.5	3/8"	X-EGE12LREDA3C	X-WE12LRA3C
12L	M18 X 1.5	1/2"	X-EGE12LR1/2EDA3C	
15L	M22 X 1.5	1/2"	X-EGE15LREDA3C	X-WE15LRA3C
18L	M26 X 1.5	1/2"	X-EGE18LREDA3C	X-WE18LRA3C
22L	M30 X 2	3/4"	X-EGE22LREDA3C	X-WE22LRA3C
28L	M36 X 2	1"	X-EGE28LREDA3C	X-WE28LRA3C
35L	M45 X 2	1 1/4"	X-EGE35LREDA3C	X-WE35LRA3C
42L	M52 X 2	1 1/2"	X-EGE42LREDA3C	X-WE42LRA3C
6S	M14 X 1.5	1/4"	X-EGE06SREDA3C	X-WE06SRA3C
8S	M16 X 1.5	1/4"	X-EGE08SREDA3C	X-WE08SRA3C
10S	M18 X 1.5	3/8"	X-EGE10SREDA3C	X-WE10SRA3C
12S	M20 X 1.5	3/8"	X-EGE12SREDA3C	X-WE12SRA3C
14S	M22 X 1.5	1/2"	X-EGE14SREDA3C	X-WE14SRA3C
16S	M24 X 1.5	1/2"	X-EGE16SREDA3C	X-WE16SRA3C
20S	M30 X 2	3/4"	X-EGE20SREDA3C	X-WE20SRA3C
25S	M36 X 2	1"	X-EGE25SREDA3C	X-WE25SRA3C
30S	M42 X 2	1 1/4"	X-EGE30SREDA3C	X-WE30SRA3C
38S	M52 X 2	1 1/2"	X-EGE38SREDA3C	X-WE38SRA3C

## METRIC PORT PLUGS



PLUG



HOLLOW HEX  
PLUG- EO SEAL  
DIN 3852 PART I

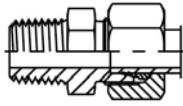
THREAD	Part No.	Part No.
M10 X 1	X-MPM-10	X-VSTI10X1EDA3C
M12 X 1.5	X-MPM-12	X-VSTI12X1.5EDA3C
M14 X 1.5	X-MPM-14	X-VSTI14X1.5EDA3C
M16 X 1.5	X-MPM-16	X-VSTI16X1.5EDA3C
M18 X 1.5	X-MPM-18	X-VSTI18X1.5EDA3C
M20 X 1.5	X-MPM-20	X-VSTI20X1.5EDA3C
M22 X 1.5	X-MPM-22	X-VSTI22X1.5EDA3C
M24 X 1.5	X-MPM-24	X-VSTI26X1.5EDA3C
M26 X 1.5	X-MPM-26	X-VSTI27X2EDA3C
M33 X 2		X-VSTI33X2EDA3C
M42 X 2		X-VSTI42X2EDA3C
M48 X 2		X-VSTI48X2EDA3C

# EO METRIC TUBE FITTINGS

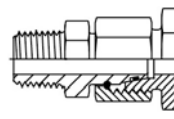


## METRIC CONE SEAT / NPT

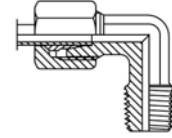
WILL INTERCHANGE WITH METRIC HOSE FITTINGS



MALE CONNECTOR



FEMALE S/W NUT  
X NPT MALE



MALE 90DEG ELBOW


END 1		END 2			
TUBE	THREAD	THREAD	Part No.	Part No.	Part No.
6L	M12 X 1.5	1/8"	X-GE06L1/8NPTA3C	X-EGE06L1/8NPTA3C	X-WE06L1/8NPTA3C
6L	M12 X 1.5	1/4"	X-GE06L1/4NPTA3C		X-WE06L1/4NPTA3C
8L	M14 X 1.5	1/4"	X-GE08L1/4NPTA3C	X-EGE08L1/4NPTA3C	X-WE08L1/4NPTA3C
8L	M14 X 1.5	3/8"	X-GE08L3/8NPTA3C		
10L	M16 X 1.5	1/4"	X-GE10L1/4NPTA3C	X-EGE10L1/4NPTA3C	X-WE10L1/4NPTA3C
10L	M16 X 1.5	3/8"	X-GE10L3/8NPTA3C		X-WE10L3/8NPTA3C
12L	M18 X 1.5	1/4"	X-GE12L1/4NPTA3C		X-WE12L1/4NPTA3C
12L	M18 X 1.5	3/8"	X-GE12L3/8NPTA3C	X-EGE12L3/8NPTA3C	X-WE12L3/8NPTA3C
12L	M18 X 1.5	1/2"	X-GE12L1/2NPTA3C		X-WE12L1/2NPTA3C
15L	M22 X 1.5	1/2"	X-GE15L1/2NPTA3C	X-EGE15L1/2NPTA3C	X-WE15L1/2NPTA3C
18L	M26 X 1.5	1/2"	X-GE18L1/2NPTA3C	X-EGE18L1/2NPTA3C	X-WE18L1/2NPTA3C
22L	M30 X 2	3/4"	X-GE22L3/4NPTA3C	X-EGE22L3/4NPTA3C	X-WE22L3/4NPTA3C
28L	M36 X 2	1"	X-GE28L1NPTA3C	X-EGE28L1NPTA3C	X-WE28L1NPTA3C
35L	M45 X 2	1 1/4"	X-GE35L11/4NPTA3C	X-EGE35L11/4NPTA3C	X-WE35L11/4NPTA3C
42L	M52 X 2	1 1/2"	X-GE42L11/2NPTA3C	X-EGE42L11/2NPTA3C	X-WE42L11/2NPTA3C
6S	M14 X 1.5	1/4"	X-GE06S1/4NPTA3C	X-EGE06S1/4NPTA3C	X-WE06S1/4NPTA3C
8S	M16 X 1.5	1/4"	X-GE08S1/4NPTA3C	X-EGE08S1/4NPTA3C	X-WE08S1/4NPTA3C
10S	M18 X 1.5	1/4"	X-GE10S1/4NPTA3C		
10S	M18 X 1.5	3/8"	X-GE10S3/8NPTA3C	X-EGE10S3/8NPTA3C	X-WE10S3/8NPTA3C
12S	M20 X 1.5	1/4"	X-GE12S1/4NPTA3C		
12S	M20 X 1.5	3/8"	X-GE12S3/8NPTA3C	X-EGE12S3/8NPTA3C	X-WE12S3/8NPTA3C
12S	M20 X 1.5	1/2"	X-GE12S1/2NPTA3C		
14S	M22 X 1.5	1/2"	X-GE14S1/2NPTA3C	X-EGE14S1/2NPTA3C	X-WE14S1/2NPTA3C
16S	M24 X 1.5	1/2"	X-GE16S1/2NPTA3C	X-EGE16S1/2NPTA3C	X-WE16S1/2NPTA3C
20S	M30 X 2	1/2"	X-GE20S1/2NPTA3C	X-EGE20S3/4NPTA3C	X-WE20S3/4NPTA3C
20S	M30 X 2	3/4"	X-GE20S3/4NPTA3C		
25S	M36 X 2	1"	X-GE25S1NPTA3C	X-EGE25S1NPTA3C	X-WE25S1NPTA3C
30S	M42 X 2	1 1/4"	X-GE30S11/4NPTA3C		
38S	M52 X 2	1"	X-GE38S1NPTA3C		
38S	M52 X 2	1 1/4"	X-GE38S11/4NPTA3C	X-EGE30S11/4NPTA3C	X-WE30S11/4NPTA3C
38S	M52 X 2	1 1/2"	X-GE38S11/2NPTA3C	X-EGE38S11/2NPTA3C	X-WE38S11/2NPTA3C

# EO METRIC TUBE FITTINGS



WILL INTERCHANGE WITH METRIC HOSE FITTINGS

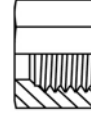
## METRIC CONE SEAT / UN ORING (UNF)



MALE CONNECTOR X UNO

END 1		END 2		Part No.
TUBE	THREAD	THREAD		
6L	M12 X 1.5	7/16"		X-GE06L7/16UNFA3C
8L	M14 X 1.5	7/16"		X-GE08L7/16UNFA3C
10L	M16 X 1.5	7/16"		X-GE10L7/16UNFA3C
10L	M16 X 1.5	9/16"		X-GE10L9/16UNFA3C
12L	M18 X 1.5	9/16"		X-GE12L9/16UNFA3C
12L	M18 X 1.5	3/4"		X-GE12L3/4UNFA3C
12L	M18 X 1.5	7/8"		X-GE12L7/8UNFA3C
15L	M22 X 1.5	3/4"		X-GE15L3/4UNFA3C
15L	M22 X 1.5	7/8"		X-GE15L7/8UNFA3C
18L	M26 X 1.5	3/4"		X-GE18L3/4UNFA3C
18L	M26 X 1.5	7/8"		X-GE18L7/8UNFA3C
22L	M30 X 2	1 1/16"		X-GE22L11/16UNA3C
22L	M30 X 2	1 5/16"		X-GE22L15/16UNA3C
22L	M30 X 2	7/8"		X-GE22L7/8UNFA3C
28L	M36 X 2	1 1/16"		X-GE28L11/16UNA3C
28L	M36 X 2	1 5/16"		X-GE28L15/16UNA3C
35L	M36 X 2	1 5/16"		X-GE35L15/16UNA3C
35L	M45 X 2	1 5/8"		X-GE35L15/8UNA3C
42L	M52 X 2	1 5/8"		X-GE42L15/8UNA3C
42L	M52 X 2	1 7/8"		X-GE42L17/8UNA3C
8S	M16 X 1.5	7/16"		X-GE08S7/16UNFA3C
10S	M18 X 1.5	9/16"		X-GE10S9/16UNFA3C
12S	M20 X 1.5	3/4"		X-GE12S3/4UNFA3C
12S	M20 X 1.5	9/16"		X-GE12S9/16UNFA3C
16S	M24 X 1.5	3/4"		X-GE16S3/4UNFA3C
16S	M24 X 1.5	7/8"		X-GE16S7/8UNFA3C
20S	M30 X 2	3/4"		X-GE20S3/4UNFA3C
20S	M30 X 2	7/8"		X-GE20S7/8UNFA3C
20S	M30 X 2	1 1/16"		X-GE20S11/16UNA3C
25S	M36 X 2	1 1/16"		X-GE25S11/16UNA3C
25S	M36 X 2	1 5/16"		X-GE25S15/16UNA3C
30S	M42 X 2	1 5/16"		X-GE30S15/16UNA3C
30S	M42 X 2	1 5/8"		X-GE30S15/8UNA3C
38S	M52 X 2	1 5/8"		X-GE38S15/8UNA3C

## METRIC NUTS & CUTTING RINGS



TUBE NUT



PROGRESSIVE CUTTING RING

TUBE SIZE	Part No.	Part No.
6L	X-M06LA3CX	X-DPR06LX
8L	X-M08LA3CX	X-DPR08LX
10L	X-M10LA3CX	X-DPR10LX
12L	X-M12LA3CX	X-DPR12LX
15L	X-M15LA3CX	X-DPR15LX
18L	X-M18LA3CX	X-DPR18LX
22L	X-M22LA3CX	X-DPR22LX
28L	X-M28LA3CX	X-DPR28LX
35L	X-M35LA3CX	X-DPR35LX
42L	X-M42LA3CX	X-DPR42LX
6S	X-M06SA3CX	X-DPR06LX
8S	X-M08SA3CX	X-DPR08LX
10S	X-M10SA3CX	X-DPR10LX
12S	X-M12SA3CX	X-DPR12LX
14S	X-M14SA3CX	X-DPR14SX
16S	X-M16SA3CX	X-DPR16SX
20S	X-M20SA3CX	X-DPR20SX
25S	X-M25SA3CX	X-DPR25SX
30S	X-M30SA3CX	X-DPR30SX
38S	X-M38SA3CX	X-DPR38SX

WHEN USING WITH NYLON TUBE, IT IS RECOMMENDED THAT YOU INSERT TUBE SPIGGOTS.