


# QUICK COUPLINGS SWIVELS VALVES TOOLS & CRIMPERS



# QUICK COUPLINGS



## 60 SERIES (ISO 7241 SERIES B)

Two way shut off couplings, feature valves in both sockets and plugs.  
Provides a positive shut off on disconnection preventing any loss of fluid.

**Material:** Steel, Brass or Stainless Steel (303 & 316)  
**Seal Materials:** Buna N (standard), Viton, EPDM, Neoprene.  
**Size Range:** 1/8" - 2 1/2" Inch



	STEEL (NPT)		BRASS (NPT)	
SIZE	SOCKET	TIP	SOCKET	TIP
(")	PART No.	PART No.	PART No.	PART No.
1/8	OC-H1-62	OC-H1-63	OC-BH1-60	OC-BH1-61
1/4	OC-H2-62	OC-H2-63	OC-BH2-60-493*	OC-BH2-61-493*
3/8	OC-H3-62	OC-H3-63	OC-BH3-60	OC-BH3-61
1/2	OC-H4-62	OC-H4-63	OC-BH4-60	OC-BH4-61
3/4	OC-H6-62	OC-H6-63	OC-BH6-60	OC-BH6-61
1	OC-H8-62	OC-H8-63	OC-BH8-60	OC-BH8-61
1 1/4	OC-H12-62L	OC-H12-63L	OC-BH12-60L	OC-BH12-61L
1 1/2	OC-H12-62N	OC-H12-63N	OC-BH12-60N	OC-BH12-61N
2	OC-H2016-62	OC-H2016-63	OC-BH2016-60	OC-BH2016-61

\*NOTE—1/4" BRASS SOCKET & TIP HAVE 316 S/S STEMS AND INSERTS

	303 STAINLESS STEEL (NPT)		316 STAINLESS STEEL (NPT)	
SIZE	SOCKET	TIP	SOCKET	TIP
(")	PART No.	PART No.	PART No.	PART No.
1/8	OC-SH1-62	OC-SH1-63	OC-SSH1-62Y	OC-SSH1-63Y
1/4	OC-SH2-62	OC-SH2-63	OC-SSH2-62Y	OC-SSH2-63Y
3/8	OC-SH3-62	OC-SH3-63	OC-SSH3-62Y	OC-SSH3-63Y
1/2	OC-SH4-62	OC-SH4-63	OC-SSH4-62Y	OC-SSH4-63Y
3/4	OC-SH6-62	OC-SH6-63	OC-SSH6-62Y	OC-SSH6-63Y
1	OC-SH8-62	OC-SH8-63	OC-SSH8-62Y	OC-SSH8-63Y
1 1/4	OC-SH12-62L	OC-SH12-63L	OC-SSH12-62Y	OC-SSH12-63Y
1 1/2	OC-SH12-62N	OC-SH12-63N	OC-SSH12-62Y	OC-SSH12-63Y
2	OC-SH2016-62	OC-SH2016-63	OC-SSH2016-62Y	OC-SSH2016-63Y

## FLAT FACE SERIES

couplings are flat face dry break couplings for hydraulic applications.  
Sleeve lock feature is standard on all sizes.  
Easy to clean due to flat face.



FF Series Couplings

STEEL			
BODY SIZE	THREAD SIZE	SOCKET	TIP
(")	(")	PART No.	PART No.
1/4"	1/4 NPT FEM	OC-FF-251-4FP	OC-FF-252-4FP
1/4"	1/4 NPT MALE	OC-FF-251-4MP	OC-FF-252-4MP
1/4"	9/16 UNF FEM	OC-FF-251-6FO	OC-FF-252-6FO
3/8"	3/8 NPT FEM	OC-FF-371-6FP	OC-FF-372-6FP
3/8"	3/8 BSPP FEM	OC-FF-371-6FB	OC-FF-372-6FB
3/8"	1/2 NPT FEM	OC-FF-371-8FP	OC-FF-372-8FP
3/8"	1/2 BSPP FEM	OC-FF-371-8FB	OC-FF-372-8FB
3/8"	3/4 UNF FEM	OC-FF-371-8FO	OC-FF-372-8FO
1/2"	3/4 NPT FEM	OC-FF-501-8FP	OC-FF-502-8FP
1/2"	7/8 UNF FEM	OC-FF-501-10FO	OC-FF-502-10FO
3/4"	3/4 NPT FEM	OC-FF-751-12FP	OC-FF-752-12FP
3/4"	1 1/16 UNF FEM	OC-FF-751-12FO	OC-FF-752-12FO
1"	1 NPT FEM	OC-FF-1001-16FP	OC-FF-1002-16FP
1"	1 5/16 UNF	OC-FF-1001-16FO	OC-FF-1002-16FO

# QUICK COUPLINGS



**6600 SERIES** couplings conform to the dimensional requirements of ISO standard 7241-1 Series A. Designed specifically for hydraulic applications, these couplings are of steel construction with poppet style valves and pressure ratings maintaining 4:1 safety factors. They may interchange with other manufacturers.



6600 POPPET Series Couplings are typically used by the Agricultural sector, and in every day hydraulic applications.

		STEEL (BSPP)	
BODY SIZE	THREAD	SOCKET	TIP
(")	(")	PART No.	PART No.
1/4	1/4	OC-6603-4-4	OC-6605-4-4
3/8	3/8	OC-6603-6-6	OC-6605-6-6
1/2	1/2	OC-6603-8-10	OC-6605-8-10
3/4	3/4	OC-6603-12-12	OC-6605-12-12
1	1	OC-6603-16-16	OC-6605-16-16

**6100 SERIES** couplings are heavy duty wing nut couplings designed for hydraulic applications where dry break is required. They have the ability to be connected /disconnected under pressure.



6100 Series Couplings—commonly used on dump trucks and drilling rigs

		STEEL (NPT)	
BODY SIZE	THREAD SIZE	SOCKET	TIP
(")	(")	PART No.	PART No.
3/4	1/2 NPTF	OC-6125-08	OC-6105-08
3/4	3/4 NPTF	OC-6125-12	OC-6105-12
1	1 NPTF	OC-6125-16	OC-6105-16
1 1/4	1 1/4 NPTF	OC-6125-20	OC-6105-20
1 1/2	1 1/2 NPTF	OC-6125-24	OC-6105-24

**3000 SERIES**  
Threaded nut and ball type check valve. Designed for extreme pressure applications found typically on potable hydraulic rams.



		STEEL (NPT)	
BODY SIZE	THREAD SIZE	SOCKET	TIP
(")	(")	PART No.	PART No.
1/4	1/4 MALE NPT	OC-3050-2	
1/4	1/4 FEM NPT		OC-3010-2
3/8	3/8 MALE NPT	OC-3050-3	OC-3010-3-230
3/8	3/8 FEM NPT	OC-3050-3-231	OC-3010-3

# QUICK COUPLINGS



**Series ST** Straight through couplings are non-valved couplings for applications where maximum flow is required. They have high pressure capabilities, large size range and are interchangeable with similar couplings.


Material: Brass, Stainless Steel 303  
 Seal Materials: Buna N (Standard), Viton, EPDM, Neoprene.  
 Size Range: 1/8" to 2 1/2"



		BRASS (NPT)		303 STAINLESS STEEL	
SIZE	THREAD	SOCKET	TIP	SOCKET	TIP
(")	(")	PART No.	PART No.	PART No.	PART No.
1/8	1/8 NPT FEM	OC-BST-1	OC-BST-N1	OC-SST-1	OC-SST-N1
1/8	1/8 NPT MALE	OC-BST-1M	OC-BST-N1M	OC-SST-1M	OC-SST-N1M
1/4	1/4 NPT FEM	OC-BST-2	OC-BST-N2	OC-SST-2	OC-SST-N2
1/4	1/4 NPT MALE	OC-BST-2M	OC-BST-N2M	OC-SST-2M	OC-SST-N2M
3/8	3/8 NPT FEM	OC-BST-3	OC-BST-N3	OC-SST-3	OC-SST-N3
3/8	3/8 NPT MALE	OC-BST-3M	OC-BST-N3M	OC-SST-3M	OC-SST-N3M
1/2	1/2 NPT FEM	OC-BST-4	OC-BST-N4	OC-SST-4	OC-SST-N4
1/2	1/2 NPT MALE	OC-BST-4M	OC-BST-N4M	OC-SST-4M	OC-SST-N4M
3/4	3/4 NPT FEM	OC-BST-6	OC-BST-N6	OC-SST-6	OC-SST-N6
3/4	3/4 NPT MALE	OC-BST-6M	OC-BST-N6M	OC-SST-6M	OC-SST-N6M
1	1 NPT FEM	OC-BST-8	OC-BST-N8	OC-SST-8	OC-SST-N8
1	1 NPT MALE	OC-BST-8M	OC-BST-N8M	OC-SST-8M	OC-SST-N8M
1 1/4	1 1/4 NPT FEM	OC-BST-10	OC-BST-N10		
1 1/4	1 1/4 NPT MALE		OC-BST-N10M		
1 1/2	1 1/2 NPT FEM	OC-BST-12	OC-BST-N12		
1 1/2	1 1/2 NPT MALE		OC-BST-N12M		

**AIR BREATHING CJ Series** couplings feature a unique design that allows for simple push-to connect operation yet requires a two step process to disconnect. To disconnect the plug must be pushed into the coupler before the sleeve collar can be retracted. This locking feature greatly reduces the potential of accidental disconnection in applications where connection integrity is of primary importance.

Couplers feature solid brass construction, nickel plating sleeve guard stainless steel springs and locking balls. Interchanges with CEJN 342/343 series.



CJ Series Couplings are typically used in rescue and air breathing applications in addition to general pneumatic applications. sector, and in every day

BODY		END		SOCKETS		TIP	
(")	(")	PART No.	List	PART No.	List		
1/4"	1/4" NPT FEMALE	OC-CJ-251-4FP	\$61.45	OC-CJ-254-4FP	\$7.79		
1/4"	3/8" NPT FEMALE	OC-CJ-251-6FP	\$64.68	OC-CJ-254-6FP	\$13.59		
1/4"	1/4" NPT MALE	OC-CJ-251-4MP	\$63.24	OC-CJ-254-4MP	\$7.60		
1/4"	3/8" NPT MALE	OC-CJ-251-6MP	\$60.42	OC-CJ-254-6MP	\$8.93		
1/4"	1/4" HOSE BARB	OC-CJ-251-4HB	\$60.00	OC-CJ-254-4HB	\$7.97		
1/4"	3/8" HOSE BARB	OC-CJ-251-6HB	\$54.41	OC-CJ-254-6HB	\$9.00		

# QUICK COUPLINGS



**Mould-Mate** couplings are used to provide flow needed to cool moulds in plastic injection moulded processes. Sockets can be valved or non-valved. Both sockets and plugs are brass. Interchange with similar couplings from other manufacturers.  
MAX PRESSURE 200PSI



SOCKETS					
BODY SIZE	END SIZE	VALVED	STRAIGHT	45DEG	90DEG
(")	(")	Y/N	PART No.	PART No.	PART No.
1/4	1/8 NPT FEMALE	Y	OC-LNFT200		
1/4	1/4 HOSE TAIL	Y	OC-FTS-204V	OC-FTS-224V	OC-FTS-214V
1/4	1/4 HOSE TAIL	N	OC-FTS-204	OC-FTS-224	OC-FTS-214
1/4	3/8 HOSE TAIL	Y	OC-FTS-206V	OC-FTS-226V	OC-FTS-216V
1/4	3/8 HOSE TAIL	N	OC-FTS-206	OC-FTS-226	OC-FTS-216
<b>3/8</b>					
3/8	1/4 NPT FEMALE	Y	OC-LNFT300		
3/8	3/8 HOSE TAIL	Y	OC-FTS-306V	OC-FTS-326V	OC-FTS-316V
3/8	3/8 HOSE TAIL	N	OC-FTS-306	OC-FTS-326	OC-FTS-316
3/8	1/2 HOSE TAIL	Y	OC-FTS-308V	OC-FTS-328V	OC-FTS-318V
3/8	1/2 HOSE TAIL	N	OC-FTS-308	OC-FTS-328	OC-FTS-318
<b>1/2</b>					
1/2	1/2 HOSE TAIL	Y	OC-FTS-504V	OC-PC-524V	OC-PC-514V
1/2	1/2 HOSE TAIL	N	OC-FTS-504	OC-PC-524	OC-PC-514
1/2	3/4 HOSE TAIL	Y	OC-FTS-506V	OC-PC-526V	OC-PC-516V
1/2	3/4 HOSE TAIL	N	OC-FTS-506	OC-PC-526	OC-PC-516

TIPS			
BODY SIZE	END SIZE	VALVED	STRAIGHT
(")	(")	Y/N	PART No.
1/4	1/8 NPT MALE	N	OC-FTP-251
1/4	1/4 NPT MALE	N	OC-FTP-252
1/4	3/8 NPT MALE	N	OC-FTP-253
1/4	1/8 BSP FEMALE	N	OC-FTP-251F
1/4	1/4 BSP FEMALE	N	OC-FTP-252FBS
1/4	3/8 BSP FEMALE	N	OC-FTP-253FBS
<b>3/8</b>			
3/8	1/4 BSP MALE	N	OC-FTP-352BST
3/8	3/8 BSP MALE	N	OC-FTP-353BST
3/8	1/2 BSP MALE	N	OC-FTP-354
3/8	1/4 BSP FEMALE	N	OC-FTP-352FBS
3/8	3/8 BSP FEMALE	N	OC-FTP-353FBS
3/8	1/2 BSP FEMALE	N	OC-FTP-354F
<b>1/2</b>			
1/2	1/2 BSP FEMALE	N	OC-FTP554
1/2	3/4 BSP FEMALE	N	OC-FTP-556



# QUICK COUPLINGS



## PIONEER 9200 (formely 9500) Lever Couplings Zero Pressure Connection

Lever Coupling is designed with a lever operated cam that opens and closes the valve in both coupling halves, positively locking them in place. The 9200 couplings can functionally replace double shut-off couplings and two high pressure ball valves. By simple turning the lever to the closed position the hydraulic lines on a piece of machinery or mobile equipment may be

9500 /9200 series are used as standard equipment on these tractor manufacturers:

- \*Allis Chalmers
- \*Deutz
- \*Lamborghini
- \*Long
- \*Case/Steiger
- \*Ford/Versatile
- \*White Farm
- \*Zetor



### PLATED STEEL

BODY	THREAD	SOCKET	TIP	DUST PLUG OR
(")	(")	PART No.	PART No.	PART No.
1/2"	1/2" NPTF	OC-9250-4-320	OC-8010-4	OC-9507-4-1
1/2"	7/8" ORB	OC-9250-16-320	OC-8010-16	OC-9507-4-1

## PIONEER BREAKAWAY CLAMPS



Single Breakaway			Double Breakaway			Double Breakaway	
<b>Suits:</b>			<b>Suits:</b>			<b>Suits:</b>	
4050-4	4050-5	4250-4	4050-4	4050-5	4250-4	9250-4	9250-16
7050-4		8250-4	7050-4		8250-4		
PART No.			PART No.			PART No.	
OC-5001-4			OC-5006-4			OC-9006-4	

## PIONEER 4000 SERIES

Rugged general Purpose coupling with a single acting sleeve. Connects when system is not operating or when pressure has been relieved. Dependable, economical.



### PLATED STEEL

BODY	THREAD	SOCKET	TIP	DUST PLUG	DUST CAP
(")	(")	PART No.	PART No.	PART No.	PART No.
1/4"	1/4" NPTF	OC-4050-2P	OC-4010-2P	OC-5205-2M	OC-5209-2M
3/8"	3/8" NPTF	OC-4050-3P	OC-4010-3P	OC-5205-3	OC-5209-3M
1/2"	1/2" NPTF	OC-4050-4P	OC-8010-4P	OC-5205-4M	OC-5209-4M
1/2"	3/4" NPTF	OC-4050-5	OC-8010-5	OC-5205-4M	OC-5209-4M
1"	1" NPTF	OC-4050-6P	OC-4010-6P	OC-5205-6M	OC-5209-6M

# QUICK COUPLINGS



## PIONEER 4200 SERIES

Same features as 4000 series but with a double acting sleeve for one handed connection when female body is clamp mounted.



### PLATED STEEL

BODY	THREAD	SOCKET	TIP	DUST PLUG	DUST CAP
(“)	(“)	PART No.	PART No.	PART No.	PART No.
1/2”	1/2” NPTF	OC-4250-4	OC-8010-4	OC-5205-4M	OC-5209-4M

## PIONEER 7000 SERIES

Specifically designed for use with open-center hydraulic systems in tough agricultural applications. It has a single acting sleeve and permits making a connection when the male tip is pressurized and the female coupler is at zero pressure. This is possible as the valve in the male tip does not open until the female is pressurized.



### PLATED STEEL

BODY	THREAD	SOCKET	TIP	DUST PLUG	DUST CAP
(“)	(“)	PART No.	PART No.	PART No.	PART No.
1/2”	1/2” NPTF	OC-7050-4	OC-8010-4	OC-5205-4M	OC-5209-4M

## PIONEER 8200 SERIES

Most popular style of coupling in the agricultural market. Used by many major tractor manufacturers as original equipment. Patented features of the 8200 permit connection of the female body to the male tip while either or both are under pressure. At the time of connection, valves in both halves remain closed, opening only when system pressure has been relieved on the female body and then reapplied.

A double-acting sleeve permits easy, one handed connection to a clamp-mounted female



### PLATED STEEL

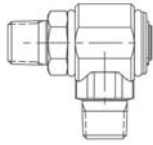
BODY	THREAD	SOCKET	TIP	DUST PLUG	DUST CAP
(“)	(“)	PART No.	PART No.	PART No.	PART No.
1/2”	1/2” NPTF	OC-8250-4	OC-8010-4	OC-5205-4M	OC-5209-4M



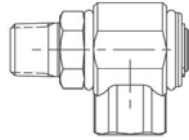
# LIVE SWIVELS



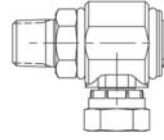
## 3000PSI SWIVELS STEEL —NPT



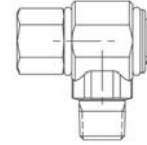
MALE PIPE / MALE PIPE



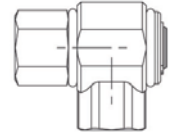
MALE PIPE / FEM PIPE



MALE PIPE / FEM NPSM



FEM PIPE / MALE PIPE

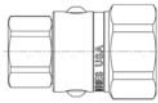


FEM PIPE / FEM PIPE

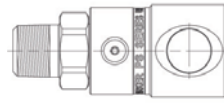
SIZE	SIZE	Part No.	Part No.	Part No.	Part No.	Part No.
1/4"	1/4"	OC-S2101-4-4	OC-S2102-4-4	OC-S2107-4-4	OC-S2201-4-4	OC-S2202-4-4
3/8"	3/8"	OC-S2101-6-6	OC-S2102-6-6	OC-S2107-6-6	OC-S2201-6-6	OC-S2202-6-6
1/2"	1/2"	OC-S2101-8-8	OC-S2102-8-8	OC-S2107-8-8	OC-S2201-8-8	OC-S2202-8-8
3/4"	3/4"	OC-S2101-12-12	OC-S2102-12-12	OC-S2107-12-12	OC-S2201-12-12	OC-S2202-12-12
1"	1"			OC-S2107-16-16		

## HIGH PRESSURE SWIVELS STEEL —NPT

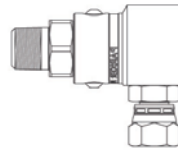
Body Size	1/4"	3/8"	1/2"	3/4"	1"	1 1/4"	1 1/2"	2"
MAX RATED PRESSURE FOR PORT OPTIONS								
FIXED PIPE THREAD	5000	5000	5000	5000	4000	4000	4000	3000
FEMALE NPSM	5000	5000	4600	3000	2600	2100	1650	1500



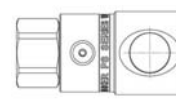
FEM PIPE / FEM PIPE  
STRAIGHT



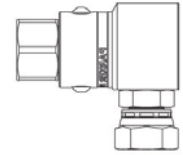
MALE PIPE / FEM PIPE  
90 DEG



MALE PIPE / FEM NPSM  
90 DEG



FEM PIPE / FEM PIPE  
90 DEG



FEM PIPE / FEM NPSM  
90 DEG

SIZE	SIZE	Part No.	Part No.	Part No.	Part No.	Part No.
1/4"	1/4"	OC-PS410202-4-4	OC-PS490102-4-4	OC-PS490107-4-4	OC-PS490202-4-4	OC-PS490207-4-4
3/8"	3/8"	OC-PS610202-6-6	OC-PS690102-6-6	OC-PS690107-6-6	OC-PS690202-6-6	OC-PS690207-6-6
1/2"	1/2"	OC-PS810202-8-8	OC-PS890102-8-8	OC-PS890107-8-8	OC-PS890202-8-8	OC-PS890207-8-8
3/4"	3/4"	OC-PS1210202-12-12	OC-PS1290102-12-12	OC-PS1290107-12-12	OC-PS1290202-12-12	OC-PS1290207-12-12
1"	1"	OC-PS1610202-16-16	OC-PS1690102-16-16	OC-PS1690107-16-16	OC-PS1690202-16-16	OC-PS1690207-16-16

## BRASS IN LINE PRESSURE WASHER SWIVELS—NPT

MALE PIPE /  
FEMALE  
NPSM



SIZE	SIZE	Part No.
1/4"	1/4"	O-J7480
3/8"	3/8"	O-J7080

**OTHER STYLES AND CONFIGURATIONS ARE AVAILABLE INCLUDING:**

- ◆ STAINLESS STEEL
  - ◆ ORFS
  - ◆ JIC
  - ◆ SAE
  - ◆ UNO

# HYDRAULIC VALVES



## STEEL BALL VALVES

### TWO WAY, BSPP



SIZE	PRESSURE RATING	PART No.
1/8"	500 BAR	X-HPBV-02
1/4"	500 BAR	X-HPBV-04
3/8"	500 BAR	X-HPBV-06
1/2"	500 BAR	X-HPBV-08
3/4"	315 BAR	X-HPBV-12
1"	315 BAR	X-HPBV-16
1 1/4"	350 BAR FORGED BODY	X-HPBV-20
1 1/2"	350 BAR FORGED BODY	X-HPBV-24
2"	350 BAR FORGED BODY	X-HPBV-32

### THREE WAY, BSPP COMPACT



L PORT

T PORT

SIZE	PRESSURE RATING	PART NUMBER	PART NUMBER
1/4"	315 BAR	X-HPBV3L-04	X-HPBV3T-04
3/8"	315 BAR	X-HPBV3L-06	X-HPBV3T-06
1/2"	315 BAR	X-HPBV3L-08	X-HPBV3T-08
3/4"	315 BAR	X-HPBV3L-12	X-HPBV3T-12
1"	315 BAR	X-HPBV3L-16	X-HPBV3T-16

# TOOLS & CRIMPERS

**PHONE FOR A CURRENT PRICING ON:**




## TUBE CUTTERS



## TUBE BENDERS & KITS



## FLARING TOOLS 37deg



## FLARING TOOLS 45deg



## HAND SWAGERS



## PORTABLE CRIMPERS



## WORKSHOP & PRODUCTION CRIMPERS

