



**FLUID HANDLING
SOLUTIONS**

PROPIPE II [®]

CALAIR 
PIPE SYSTEMS



Jan 2009



Customer Service - Phone: 1300 349 320 Fax: 1300 349 321

www.fhshose.com.au

MELBOURNE - SYDNEY - NEWCASTLE



INDEX

Description	Page
PIPE STYLES	3-5
END FITTINGS (COMPRESSION)	6
THREADED FITTINGS	7-8
ACCESSORIES	9
ASSEMBLY INSTRUCTIONS	10-11

The parts listed in this catalogue are a complete system.



All parts come with a 10yr Manufacturing warranty*

The use of non genuine parts, mis-assembly or poor design may void your warranty.

If in doubt please contact us to ensure you can benefit from the advantages of the system.



Don't want to do it yourself?

Call for a quote on your complete installation
(not available in all locations)

* refer to FHS Trading terms and conditions for more information

Customer Service - Phone: 1300 349 320 Fax: 1300 349 321

www.fhshose.com.au

MELBOURNE - SYDNEY - NEWCASTLE





COLOR CODED PIPE

Colour coded pipe, for use with Air, water, chemicals, oil, Fire Service, Gas.

Meets Australian Standards AS 4041 - AS 1345 - 1995

Comes with a manufacturers 10yr Guarantee.

TECHINCAL INFORMATION

U.V. Stabilisation	50years
Max. Working Pressure at 20oC	320psi
Max. Working Pressure at 60oC	150psi
Max. Working Temp.	100oC
Min. Working Temp.	-20oC
Hardness Shore D	60
Charpy Impact at 23oC	65kj/m2
Charpy Impact at -20oC	7kj/m2
Thermal conductivity at -20oC W/m K	0.24
Co-efficient of thermal expansion	0.15mm/m/oC

BLUE Suitable for Air & Vacuum



A I R

OD (MM)	NOMINAL BORE (INCHES)	MAX SUPPORT DISTANCE (MTR)	KG/M	LENGTH	PART NUMBER
20	1/2"	0.50	0.12	5.8 MTR	KA-A1
25	3/4"	0.75	0.19	5.8 MTR	KA-A2
32	1"	1.00	0.32	5.8 MTR	KA-A3
40	1 1/4"	1.25	0.51	5.8 MTR	KA-A4
50	1 1/2"	1.50	0.79	5.8 MTR	KA-A5
63	2"	1.75	1.29	5.8 MTR	KA-A6
75	2 1/2"	2.00	1.80	5.8 MTR	KA-A7
90	3"	2.25	2.60	5.8 MTR	KA-A8
110	4"	2.25	3.15	5.8 MTR	KA-A9

Green Suitable for Chilled Water or Hot Water



W A T E R

OD (MM)	NOMINAL BORE (INCHES)	MAX SUPPORT DISTANCE (MTR)	KG/M	LENGTH	PART NUMBER
20	1/2"	0.40	0.12	5.8 MTR	KA-W1
25	3/4"	0.60	0.19	5.8 MTR	KA-W2
32	1"	0.70	0.32	5.8 MTR	KA-W3
40	1 1/4"	1.00	0.51	5.8 MTR	KA-W4
50	1 1/2"	1.25	0.79	5.8 MTR	KA-W5
63	2"	1.50	1.29	5.8 MTR	KA-W6
75	2 1/2"	1.75	1.80	5.8 MTR	KA-W7
90	3"	2.00	2.60	5.8 MTR	KA-W8
110	4"	2.00	3.15	5.8 MTR	KA-W9



Customer Service - Phone: 1300 349 320 Fax: 1300 349 321

www.fhshose.com.au

MELBOURNE - SYDNEY - NEWCASTLE


**FLUID HANDLING
SOLUTIONS**

BEIGE Suitable for Nitrogen, Argon, Helium,
Carbon Dioxide



**G
A
S**

OD (MM)	NOMINAL BORE (INCHES)	MAX SUPPORT DISTANCE (MTR)	KG/M	LENGTH	PART NUMBER
20	1/2"	0.50	0.12	5.8 MTR	KA-G1
25	3/4"	0.75	0.19	5.8 MTR	KA-G2
32	1"	1.00	0.32	5.8 MTR	KA-G3
40	1 1/4"	1.25	0.51	5.8 MTR	KA-G4
50	1 1/2"	1.50	0.79	5.8 MTR	KA-G5
63	2"	1.75	1.29	5.8 MTR	KA-G6
75	2 1/2"	2.00	1.80	5.8 MTR	KA-G7
90	3"	2.25	2.60	5.8 MTR	KA-G8
110	4"	2.25	3.15	5.8 MTR	KA-G9

VIOLET Suitable for Acids & Alkalis



**C
H
E
M**

OD (MM)	NOMINAL BORE (INCHES)	MAX SUPPORT DISTANCE (MTR)	KG/M	LENGTH	PART NUMBER
20	1/2"	0.40	0.12	5.8 MTR	KA-CH1
25	3/4"	0.60	0.19	5.8 MTR	KA-CH2
32	1"	0.70	0.32	5.8 MTR	KA-CH3
40	1 1/4"	1.00	0.51	5.8 MTR	KA-CH4
50	1 1/2"	1.25	0.79	5.8 MTR	KA-CH5
63	2"	1.50	1.29	5.8 MTR	KA-CH6
75	2 1/2"	1.75	1.80	5.8 MTR	KA-CH7
90	3"	2.00	2.60	5.8 MTR	KA-CH8
110	4"	2.00	3.15	5.8 MTR	KA-CH9

RED For Fire Services, contains Halogen Free
Flame Retardent



**F
I
R
E**

OD (MM)	NOMINAL BORE (INCHES)	MAX SUPPORT DISTANCE (MTR)	KG/M	LENGTH	PART NUMBER
20	1/2"	0.40	0.12	5.8 MTR	KA-F1
25	3/4"	0.60	0.19	5.8 MTR	KA-F2
32	1"	0.70	0.32	5.8 MTR	KA-F3
40	1 1/4"	1.00	0.51	5.8 MTR	KA-F4
50	1 1/2"	1.25	0.79	5.8 MTR	KA-F5
63	2"	1.50	1.29	5.8 MTR	KA-F6
75	2 1/2"	1.75	1.80	5.8 MTR	KA-F7
90	3"	2.00	2.60	5.8 MTR	KA-F8
110	4"	2.00	3.15	5.8 MTR	KA-F9



Customer Service - Phone: 1300 349 320 Fax: 1300 349 321

www.fhshose.com.au

MELBOURNE - SYDNEY - NEWCASTLE


**FLUID HANDLING
SOLUTIONS**

BROWN Suitable for most types of oils,
including animal, synthetic, mineral & vegetable


OIL

OD (MM)	NOMINAL BORE (INCHES)	MAX SUPPORT DISTANCE (MTR)	KG/M	LENGTH	PART NUMBER
20	1/2"	0.40	0.12	5.8 MTR	KA-O1
25	3/4"	0.60	0.19	5.8 MTR	KA-O2
32	1"	0.70	0.32	5.8 MTR	KA-O3
40	1 1/4"	1.00	0.51	5.8 MTR	KA-O4
50	1 1/2"	1.25	0.79	5.8 MTR	KA-O5
63	2"	1.50	1.29	5.8 MTR	KA-O6
75	2 1/2"	1.75	1.80	5.8 MTR	KA-O7
90	3"	2.00	2.60	5.8 MTR	KA-O8
110	4"	2.00	3.15	5.8 MTR	KA-O9

BLACK Suitable for waste products, including
sewerage, organic, chemical and process waste


WASTE

OD (MM)	NOMINAL BORE (INCHES)	MAX SUPPORT DISTANCE (MTR)	KG/M	LENGTH	PART NUMBER
20	1/2"	0.40	0.12	5.8 MTR	KA-WS1
25	3/4"	0.60	0.19	5.8 MTR	KA-WS2
32	1"	0.70	0.32	5.8 MTR	KA-WS3
40	1 1/4"	1.00	0.51	5.8 MTR	KA-WS4
50	1 1/2"	1.25	0.79	5.8 MTR	KA-WS5
63	2"	1.50	1.29	5.8 MTR	KA-WS6
75	2 1/2"	1.75	1.80	5.8 MTR	KA-WS7
90	3"	2.00	2.60	5.8 MTR	KA-WS8
110	4"	2.00	3.15	5.8 MTR	KA-WS9

WELD FITTINGS AVAILABLE
ON REQUEST.

PLEASE CONTACT YOUR NEAREST
BRANCH



Customer Service - Phone: 1300 349 320 Fax: 1300 349 321

www.fhshose.com.au

MELBOURNE - SYDNEY - NEWCASTLE



PROPIPE II ® Fittings - BSP

Male Adaptor



Female Adaptor



Male Elbow 90°



SUIT PIPE	THREAD (INCHES)	PART NUMBER
20	1/2	KA-MA112
25	3/4	KA-MA220
32	1	KA-MA325
40	1 1/4	KA-MA432
50	1 1/2	KA-MA540
63	2	KA-MA650
75	2 1/2	KA-MA763
90	3	KA-MA875
110	4	KA-MA9100

SUIT PIPE	THREAD (INCHES)	PART NUMBER
20	1/2	KA-FA112
25	3/4	KA-FA220
32	1	KA-FA325
40	1 1/4	KA-FA432
50	1 1/2	KA-FA540
63	2	KA-FA650
75	2 1/2	KA-FA763
90	3	KA-FA875
110	4	KA-FA9100

SUIT PIPE	THREAD (INCHES)	PART NUMBER
20	1/2	KA-ETM112
25	3/4	KA-ETM220
32	1	KA-ETM325
40	1 1/4	KA-ETM432
50	1 1/2	KA-ETM540
63	2	KA-ETM650
75	2 1/2	KA-ETM763
90	3	KA-ETM875
110	4	KA-ETM9100

FEMALE
ELBOW 90°FEMALE
TEE PIECE

90° ELBOW



SUIT PIPE	THREAD (INCHES)	PART NUMBER
20	1/2	KA-ETF112
25	3/4	KA-ETF220
32	1	KA-ETF325
40	1 1/4	KA-ETF432
50	1 1/2	KA-ETF540
63	2	KA-ETF650
75	2 1/2	KA-ETF763
90	3	KA-ETF875
110	4	KA-ETF100

SUIT PIPE	THREAD (INCHES)	PART NUMBER
20	1/2	KA-TTF112
25	3/4	KA-TTF220
32	1	KA-TTF325
40	1 1/4	KA-TTF432
50	1 1/2	KA-TTF540
63	2	KA-TTF650
75	2 1/2	KA-TTF763
90	3	KA-TTF875
110	4	KA-TTF100

END 1	END 2	PART NUMBER
20	20	KA-E1
25	25	KA-E2
32	32	KA-E3
40	40	KA-E4
50	50	KA-E5
63	63	KA-E6
75	75	KA-E7
90	90	KA-E8
110	110	KA-E9

TEE PIECE

REDUCING
TEE

JOINER



SUIT PIPE	PART NUMBER
20	KA-T1
25	KA-T2
32	KA-T3
40	KA-T4
50	KA-T5
63	KA-T6
75	KA-T7
90	KA-T8
110	KA-T9

SUIT PIPE SIZE	PART NUMBER
25x20x25	KA-RT21
32x25x32	KA-RT32
40x32x40	KA-RT43
50x40x50	KA-RT54
63x50x63	KA-RT65
75x63x75	KA-RT76
90x75x90	KA-RT87
110x90x110	KA-RT98

SUIT PIPE	PART NUMBER
20	KA-C1
25	KA-C2
32	KA-C3
40	KA-C4
50	KA-C5
63	KA-C6
75	KA-C7
90	KA-C8
110	KA-C9



Customer Service - Phone: 1300 349 320 Fax: 1300 349 321

www.fhshose.com.au

MELBOURNE - SYDNEY - NEWCASTLE



PROPIPE II ® Threaded Fittings - BSP

Nipple



END 1	END 2	PART NUMBER
1/4	1/4	KA-PHN06
3/8	1/4	KA-PRHN1006
3/8	3/8	KA-PHN10
1/2	1/4	KA-PRHN1206
1/2	3/8	KA-PRHN1210
1/2	1/2	KA-PHN12
3/4	3/8	KA-PRHN2010
3/4	1/2	KA-PRHN2012
3/4	3/4	KA-PHN20
1	1/2	KA-PRHN2512
1	3/4	KA-PRHN2520
1	1	KA-PHN25
1 1/4	3/4	KA-PRHN3220
1 1/4	1	KA-PRHN3225
1 1/4	1 1/4	KA-PHN32
1 1/2	3/4	KA-PRHN4020
1 1/2	1	KA-PRHN4025
1 1/2	1 1/4	KA-PRHN4032
1 1/2	1 1/2	KA-PHN40
2	3/4	KA-PRHN5020
2	1	KA-PRHN5025
2	1 1/4	KA-PRHN5032
2	1 1/2	KA-PRHN5040
2	2	KA-PHN50
2 1/2	1 1/4	KA-PRHN6332
2 1/2	1 1/2	KA-PRHN6340
2 1/2	2	KA-PRHN6350
2 1/2	2 1/2	KA-PHN63
3	1 1/2	KA-PRHN7540
3	2	KA-PRHN7550
3	2 1/2	KA-PRHN7563
3	3	KA-PHN75
4	2	KA-PRHN10050
4	2 1/2	KA-PRHN10063
4	3	KA-PRHN10075
4	4	KA-PHN100

Tee Equal



END 1	PART NUMBER
1/2	KA-PT12
3/4	KA-PT20
1	KA-PT25
1 1/4	KA-PT32
1 1/2	KA-PT40
2	KA-PT50
2 1/2	KA-PT63
3	KA-PT75
4	KA-PT100

Plug



END 1	PART NUMBER
1/4	KA-PP06
3/8	KA-PP10
1/2	KA-PP12
3/4	KA-PP20
1	KA-PP25
1 1/4	KA-PP32
1 1/2	KA-PP40
2	KA-PP50
2 1/2	KA-PP63
3	KA-PP75
4	KA-PP100

Socket



END 1	END 2	PART NUMBER
1/2	1/2	KA-PS12
3/4	1/2	KA-PRS2012
3/4	3/4	KA-PS20
1	1/2	KA-PRS2512
1	3/4	KA-PRS2520
1	1	KA-PS25
1 1/4	3/4	KA-PRS3220
1 1/4	1	KA-PRS3225
1 1/4	1 1/4	KA-PS32
1 1/2	3/4	KA-PRS4020
1 1/2	1	KA-PRS4025
1 1/2	1 1/4	KA-PRS4032
1 1/2	1 1/2	KA-PS40
2	3/4	KA-PRS5020
2	1	KA-PRS5025
2	1 1/4	KA-PRS5032
2	1 1/2	KA-PRS5040
2	2	KA-PS50
2 1/2	1 1/2	KA-PRS6340
2 1/2	2	KA-PRS6350
2 1/2	2 1/2	KA-PS63
3	2	KA-PRS7550
3	2 1/2	KA-PRS7563
3	3	KA-PS75
4	2 1/2	KA-PRS10063
4	3	KA-PRS10075
4	4	KA-PS100



Customer Service - Phone: 1300 349 320 Fax: 1300 349 321

www.fhshose.com.au

MELBOURNE - SYDNEY - NEWCASTLE


BUSH


END 1	END 2	PART NUMBER
1/4	1/2	KA-PRB0612
3/8	1/2	KA-PRB1012
1/4	3/4	KA-PRB0620
3/8	3/4	KA-PRB1020
1/2	3/4	KA-PRB1220
1/4	1	KA-PRB0625
3/8	1	KA-PRB1025
1/2	1	KA-PRB1225
3/4	1	KA-PRB2025
1/2	1 1/4	KA-PRB1232
3/4	1 1/4	KA-PRB2032
1	1 1/4	KA-PRB2532
1/2	1 1/2	KA-PRB1240
3/4	1 1/2	KA-PRB2040
1	1 1/2	KA-PRB2540
1 1/4	1 1/2	KA-PRB3240
1/2	2	KA-PRB1250
3/4	2	KA-PRB2050
1	2	KA-PRB2550
1 1/4	2	KA-PRB3250
1 1/2	2	KA-PRB4050
1 1/4	2 1/2	KA-PRB3263
1 1/2	2 1/2	KA-PRB4063
2	2 1/2	KA-PRB5063
1 1/2	3	KA-PRB4075
2	3	KA-PRB5075
2 1/2	3	KA-PRB6375
2	4	KA-PRB50100
2 1/2	4	KA-PRB63100
3	4	KA-PRB75100

**FEM 90DEG
ELBOW**


END 1	END 2	PART NUMBER
1/2	1/2	KA-PFFE12
3/4	3/4	KA-PFFE20
1	1	KA-PFFE25
1 1/4	1 1/4	KA-PFFE32
1 1/2	1 1/2	KA-PFFE40
2	2	KA-PFFE50
2 1/2	2 1/2	KA-PFFE63
3	3	KA-PFFE75
4	4	KA-PFFE100

**M/F 90DEG
ELBOW**


END 1	END 2	PART NUMBER
1/2	1/2	KA-PMFE12
3/4	3/4	KA-PMFE20
1	1	KA-PMFE25
1 1/4	1 1/4	KA-PMFE32
1 1/2	1 1/2	KA-PMFE40
2	2	KA-PMFE50


IMPORTANT NOTE!!

OUR THREADED PIPE FITTINGS ARE GLASS FILLED AND MATCHED TO THE PIPE SYSTEM IN OUR CATALOGUE.

FAILURE TO USE THE CORRECT PIPE WITH THE CORRECT THREADED FITTINGS AND ASSEMBLY PROCEDURE MAY VOID WARRANTY.

FOR MORE INFORMATION CONTACT US.



Customer Service - Phone: 1300 349 320 Fax: 1300 349 321

www.fhshose.com.au

MELBOURNE - SYDNEY - NEWCASTLE



Accessories

Pipe Support Clip



SIZE		PART NUMBER
20		KA-CSC20
25		KA-CSC25
32		KA-CSC32
40		KA-CSC40
50	Inc Locking Collar	KA-CSC50
63	Inc Locking Collar	KA-CSC63
75	Inc Locking Collar	KA-CSC75
90	Inc Locking Collar	KA-CSC90
110	Inc Locking Collar	KA-CSC110

Chamfering Tool (Attached to cordless drill)



SIZE	PART NUMBER
20	KA-CHT20
25	KA-CHT25
32	KA-CHT32
40	KA-CHT40
50	KA-CHT50
63	KA-CHT63
75	KA-CHT75
90	KA-CHT90
110	KA-CHT110

WRENCH



SIZE	PART NUMBER
20-40MM	KA-CW3
40-75MM	KA-CW2
75-110MM	KA-CW1

PIPE LUBRICANT



SIZE	PART NUMBER
400G	KA-CPL1

THREAD SEALING COMPOUND



SIZE	PART NUMBER
50ML SEALANT	KA-TSC131-50
100ML SEALANT	KA-TSC131-100
500MM SEALANT	KA-TSC131-500
ACTIVATOR	KA-TSC905-200

PIPE CUTTERS



SIZE	PART NUMBER
20mm-40mm	KA-PC2
20mm-63mm	KA-PC1

BEAM CLAMPS

SIZE	PART NUMBER
Clamp to RSJ	KA-BC1
Screw for CSC20-32	KA-PHS1
Screw for CSC40-63	KA-PHS2
Screw for CSC75	KA-PHS3



Customer Service - Phone: 1300 349 320 Fax: 1300 349 321

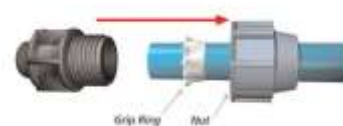
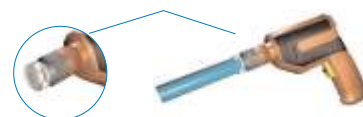
www.fhshose.com.au

MELBOURNE - SYDNEY - NEWCASTLE



ASSEMBLY INSTRUCTIONS

- Step 1 Cut the pipe to the required length.
Chamfer the pipe using the correct chamfer tool (CHT).
- Step 2 Remove the Nut & Grip ring from the fitting and assemble on the pipe in the same order with the large end of the grip ring facing the fitting.
- Step 3 Lubricate the `O-Ring' and pipe end **Calair Pipe Lubricant** (CPL1). For Silicone free applications use petroleum Jelly or liquid soap.
- Step 4 Push the pipe into the fitting, past the `O-ring' to the shoulder ensuring that the face of the White Grip Ring touches the end of the fitting.
- Step 5 Screw the Nut onto the fitting as tight as possible by hand
- Step 6 Where applicable (i.e. sizes >25mm) use the Calair Wrenches, one on the nut & one on the body to further tighten.



DO NOT use Shifters or Stilsons to tighten fittings!!
This may cause the fitting to Oval and void your warranty!



Customer Service - Phone: 1300 349 320 Fax: 1300 349 321

www.fhshose.com.au

MELBOURNE - SYDNEY - NEWCASTLE



THREAD SEALING PROCEDURE

The Thread sealing compound consists of the activator (KA- TS905-200 aerosol) and the thread sealing compound KA-TSC131 (Tube). The Thread sealing procedure applies to all BSP joints. The following steps demonstrate how to seal a reducing bush with a Tube Tee.



KA-TSC131 KA-TSC905-200

Using the KA-TSC905-200 Spray the entire female thread & the male thread to be screwed together.



Apply the KA-TSC131 compound to the Bush. Apply the compound to the tip (full 360deg). Then apply again mid way down the thread (full 360deg). Spread the excess into the remaining half all over



Screw the Bush into the Tee and tighten as normal. Let the sealing compound cure for between 1-4hrs before testing the seal.




Fig 2a.



KA-CSC (Support Clip)

Support Clips allow for quick and ease of installation and modifications. CSC's can be fixed with a Nylon Anchor for masonry and a self drilling screw for sheet metal fixing. Fig 2a Shows a typical Branch takeoff point, with a drain cock below for condensation collection.

Alternate methods of locating support clip using beam clamps



Should you need assistance designing your system, please do not hesitate to call us.



Customer Service - Phone: 1300 349 320 Fax: 1300 349 321

www.fhshose.com.au

MELBOURNE - SYDNEY - NEWCASTLE

Abrasives
Airbrake Fittings
Airline Couplings
Automotive Belts
Ball Valves
Bauer Fittings
Band-It
Brass Fittings
Camlock Fittings
Chain & Sprockets
Check Valves
Claw Couplers
Composite Hose
Couplings
Ducting
Filter Regulators
Fire Fittings
Gate Valves
Glue
Hose Assemblies
Hose Fittings
Hose Reels
Hydraulic Adaptors
Hydraulic Couplings
Hydraulic Hose
Industrial Belts
Layflat Hose
Nozzles
Nylon Tube
Pipe Fittings
Pneumatics
Poly Fittings
Polyurethane Tube
Pool Hose
Pressure Gauges
PTFE Fittings
Push-In Fittings
PVC Hose
Quick Couplings
Rubber Hose
Sheet Rubber
Silicone Hose
Stainless Steel Fittings
Stainless Steel Hose
Strainers
Steam Fittings
Super Clamps
Tank Fittings
Tubing
Wormdrives



FLUID HANDLING SOLUTIONS

LOCATIONS



BRAESIDE
Unit 5 / 200-208
Boundary Rd
Braeside VIC. 3195

BAYSWATER
Unit 1 / 477
Dorset Rd
Bayswater VIC. 3153

CUSTOMER SERVICE

P: 1300 349 320

F: 1300 349 321



SYDNEY
25 Clyde St
Rydalmere NSW. 2116

NEWCASTLE
Unit 2 / 34
Portside Crescent
Maryville NSW. 2293